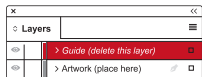




## BACK COVER

### PUR Books A5

Landscape / 210 x 148mm

How to set and supply your artwork correctly



1. Select *Page Tool*:  (Shift + P) > Select page 2 (Spine) > Adjust spine page width to the value provided by our spine width calculator. Repeat for page 5 (glue trap).
2. Select: *Layers Tool*:  (F7) > Select: *Artwork (place here)* layer. Create/ Add your design to the *Artwork* layer.
3. Once your design is complete, please remove the *Guide* layer.  
**Failure to remove will result in the guide layer printing over your artwork design.**
4. Export to: *Adobe PDF (Print)* (PC: ctrl+E / Mac: cmd+E).  
**Please ensure when exporting to a PDF file you select 'Spreads':**

**IMPORTANT**  
Edit spine width to match spine calculator measurement.  
This is set to 15mm by default.

SPINE - ADJUST SPINE PAGE WIDTH TO THE VALUE PROVIDED BY OUR SPINE WIDTH CALCULATOR. (KEEP TEXT THIS WAY UP)

**IMPORTANT**  
Edit spine width to match spine calculator measurement.  
This is set to 15mm by default.

## FRONT COVER

### For more information:

Please download our Product Guide from our product page.

- **Accepted format:** Adobe PDF (Print). Ideally: PDF/X-1a: 2001 (one file)
- **Colour:** CMYK (RGB and Pantones will be converted)
- **Fonts:** Embedded or converted to outlines
- **Image Resolution:** 300dpi to 450dpi
- **Crop marks:** Include (offset 10mm)



**Finished Size** - This is the finished size of the product once wrapped.



**Safe Area** - We recommend keeping text and important content out of the grey area.



**Bleed** - Please extend your artwork into this section. This is to avoid white or unprinted edges when trimmed to finished size.

KEEP IMPORTANT TEXT AND IMAGES INSIDE WHITE AREA

KEEP IMPORTANT TEXT AND IMAGES INSIDE WHITE AREA

## INSIDE FRONT COVER

### PUR Books A5

Landscape / 210 x 148mm

**IMPORTANT**  
Edit spine width to match spine calculator measurement.  
This is set to 15mm by default.

SPINE - ADJUST SPINE PAGE WIDTH TO THE VALUE PROVIDED BY OUR SPINE WIDTH CALCULATOR. (KEEP TEXT THIS WAY UP)

**NOTE:** PUR BOOKS MUST BE SUPPLIED AS x2 SPREADS (TOTAL 4PP) TO INCLUDE OUTSIDE AND INSIDE COVERS.

PLEASE SUPPLY BLANK PAGES WHEN NO CONTENT IS REQUIRED.

KEEP IMPORTANT TEXT AND IMAGES INSIDE WHITE AREA


## INSIDE BACK COVER


**IMPORTANT**  
Edit spine width to match spine calculator measurement.  
This is set to 15mm by default.


### For more information:

Please download our Product Guide from our product page.

- **Accepted format:** Adobe PDF (Print). Ideally: PDF/X-1a: 2001 (one file)
- **Colour:** CMYK (RGB and Pantones will be converted)
- **Fonts:** Embedded or converted to outlines
- **Image Resolution:** 300dpi to 450dpi
- **Crop marks:** Include (offset 10mm)

 **Finished Size** - This is the finished size of the product once wrapped.

 **Safe Area** - We recommend keeping text and important content out of the grey area.

 **Bleed** - Please extend your artwork into this section. This is to avoid white or unprinted edges when trimmed to finished size.

KEEP IMPORTANT TEXT AND IMAGES INSIDE WHITE AREA